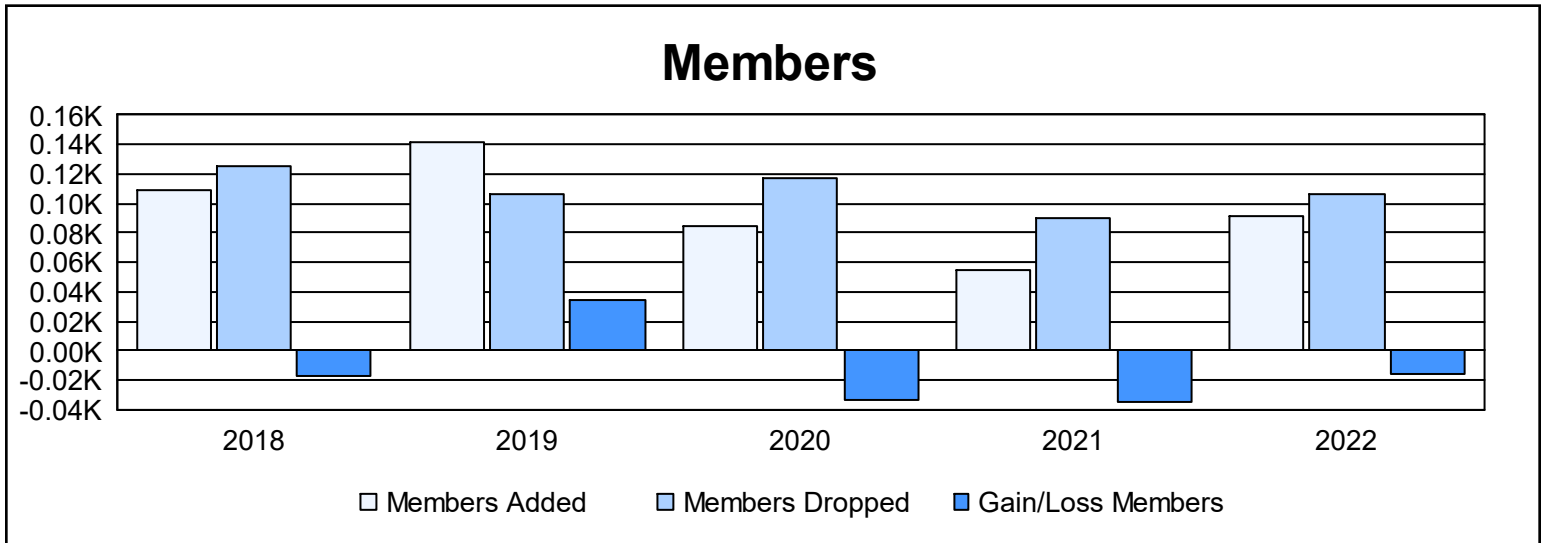
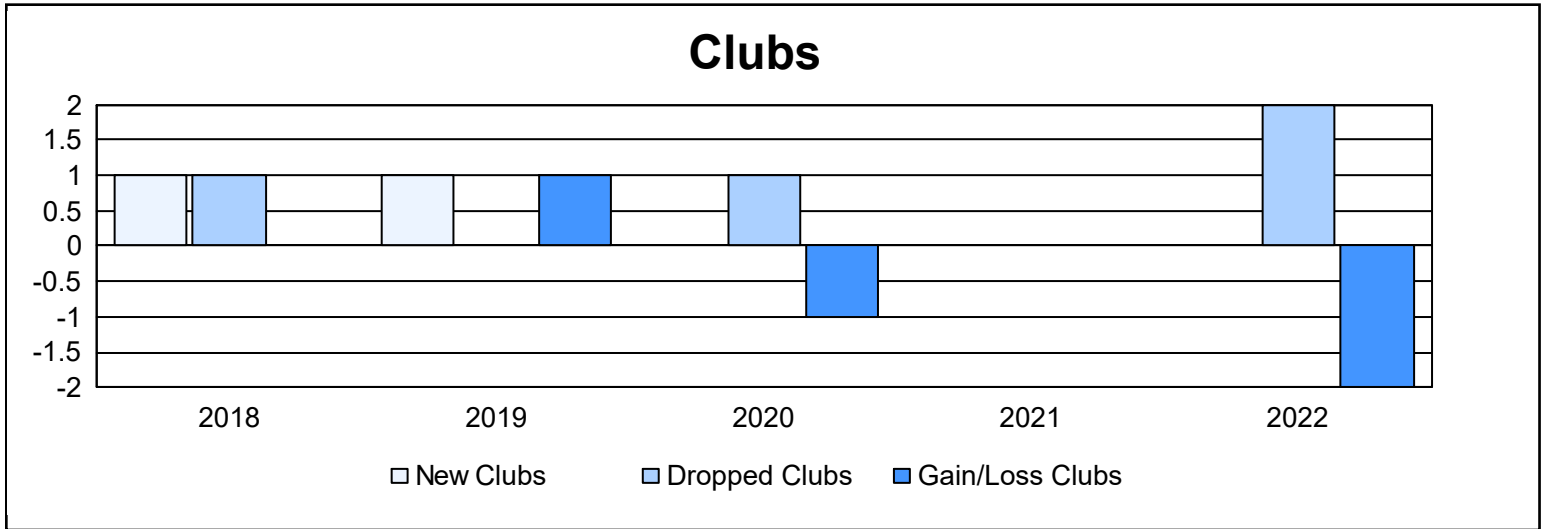
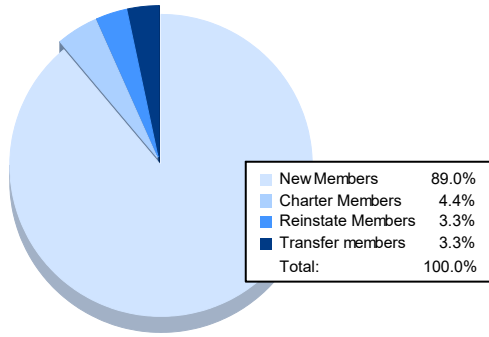


| Year           | New Clubs | Dropped Clubs | Gain/ Loss Clubs | New Members | Charter Members | Reinstate Members | Transfer Members | Total Member Added | Total Members Dropped | Gain/ Loss Members |
|----------------|-----------|---------------|------------------|-------------|-----------------|-------------------|------------------|--------------------|-----------------------|--------------------|
| 2017-2018      | 1         | 1             | 0                | 75          | 21              | 5                 | 8                | 109                | 126                   | -17                |
| 2018-2019      | 1         | 0             | 1                | 111         | 24              | 4                 | 2                | 141                | 106                   | 35                 |
| 2019-2020      | 0         | 1             | -1               | 79          | 0               | 0                 | 5                | 84                 | 117                   | -33                |
| 2020-2021      | 0         | 0             | 0                | 49          | 0               | 2                 | 4                | 55                 | 90                    | -35                |
| 2021-2022      | 0         | 2             | -2               | 81          | 4               | 3                 | 3                | 91                 | 107                   | -16                |
| <b>Average</b> | <b>0</b>  | <b>1</b>      | <b>0</b>         | <b>79</b>   | <b>10</b>       | <b>3</b>          | <b>4</b>         | <b>96</b>          | <b>109</b>            | <b>-13</b>         |



### Membership Composition June 2022 Cumulative



### Gender Composition June 2022 Cumulative

